

THE IMPACT OF MONETARY INFLATION ON INVESTMENT IN EUROPEAN MARKETS

Mohammed Mahmood Thamer

Ministry of education, Directorate of Education, Diyala, Iraq.

Mohammed Mahmood Thamer , The Impact Of Monetary Inflation On Investment In European Markets , Palarch's Journal Of Archaeology Of Egypt/Egyptology 18(4). ISSN 1567-214x.

Abstract:

Monetary policy relies on the accomplishment of a range of macroeconomic indicators such as development, efficiency and job objectives. However, monetary policy interventions, such as shifts in the central bank's pace, at best have explicit consequences and substantial holes in the application of policy mechanisms are concerned. Fresh information such as stock, securities and bond markets, mortgage and foreign exchange markets are increasingly consumed by broader finance markets. As a result, financial data should be used to establish a simpler and more immediate effect of monetary policy changes. It is necessary to take into account the relationship between money policies and the prices of financial assets in order to get a clearer insight into the communication mechanism of monetary policy, since the variations in asset price play a major part in many networks. We include analytical information in this article regarding the relationship between monetary policy and the stock market, one of the principal capital markets. The stock levels are one of the largest tracked economic asset prices and are generally known to be highly sensitive to economic factors. Monetary behaviour affects financial markets, which are related to the real economy in the context of a bond delivery mechanism by their effects on demand and investment expenditure.

Introduction:

Some observers regard the bond market as a target measure of macroeconomic instability that lawmakers prefer to react to, as Bernanke and Kuttner (2005) point out. Sustainable discrepancies in their driving principles, which, once reversed, may have a significant adverse effect on the largest economy, always occur in the capital markets. Through quantitatively analysing the underlying nature of the stock market reacting to monetary policy changes, it will also be necessary not only to examine the determinants of the stock market, but also to lead to an appreciation of monetary policies and the potential economic impacts of

policy decisions or inactions. The discovered cash flow model shows that inventory prices are proportionate to the estimated sale price of future operational cash flows. Monetary policy will also play a significant role in determining capital returns, either by changing stock owners' discounts or by influencing retail holders expected future business. As more conservative monetary policy generally means higher discount rates as well as lower cash flows in the future, these influence networks are interlinked. Improving monetary policy may then be associated with lower inventory prices, since further discounts will be produced on the expected cash flow and/or future economic production. An expansionary monetary environment, by contrast, As these times usually relate to low interest rates, increased economic growth and increased corporate profits, it is generally considered to be good news. Accordingly, shareholders pay attention to decisions based on the monetary authority's position, as evidenced by changes in the policy indicators of the central bank. In addition, variations in asset values are often used by the financial press as reactions to currency adjustments, for instance as a result of low interest rates in stock market increases.

Research Methodology:

In consideration of the tremendous debate about the relative advantages of monetary aggregates in the late 1970s and early 1980s, variable currency values to conventional forecasts. The previous have been added in analysis to determine the sensitivity of our estimates to involve dividend payments in the stock returns forecast by taking into consideration nominal and real returns. Our results indicate that the monetary environment for most of the countries under review is an important factor in the investment returns required. A collection of return information is needed. The current effect on returns on assets of monetary policy, taking into consideration the normal irregular details and major co-movement of external capital markets is also measured. The key finding in several survey countries is that expansionary monetary policy improves the stock market. The consequences of these findings are very critical for monetary policy execution and investment fund growth. The relationships between monetary policy and stock-market effects should be understood by central bankers and investors to help consider the impact of policy shifts. The monetary authorities in particular are confronted with the challenge of reacting to volatility in stocks over and above natural inflation and output. The literature of the monetary policy laws talks frequently of a positive and reactive approach. In the one hand, in order to minimize macroeconomic volatility in general, the positive view encourages the modification of the rate of currency policy in response to asset market bubbles. In the other hand, monetary policymakers, in line with a reactive approach, can wait to see if there is a rebound in asset markets and, if so, respond accordingly to the degree to which inflation and stability of supply have implications. As the timing of an answer is different, it can indeed be assumed by the monetary authorities that the success of the stock market is influenced. The empirical proof of this argument is therefore obviously necessary for the design of monetary policy.

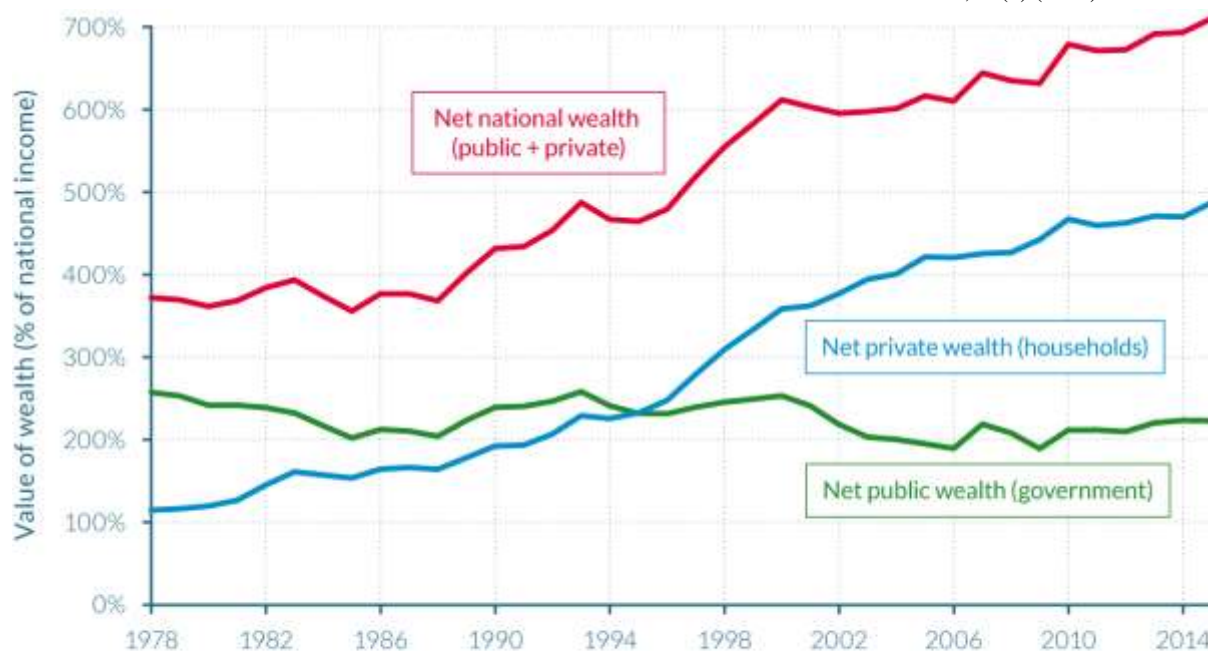
Objectives of the study:

The objective of the study includes:

To understand the monetary inflation and its effective impact on the European market

To understand the impact of the inflation on the European Market

To evaluate the consequences and how to overcome them giving suitable recommendations



Source: Piketty, Yang and Zucman (2017). See wlr2018.wid.world for data series and notes.

In 2015, the value of net private wealth was equivalent to 487% of net national income, i.e. it was worth 4.5 years of national income. Chinese public wealth was equal to 223% of national income. Net national wealth is equal to net private wealth plus net public wealth. Net private wealth is equal to private assets minus private debts. Net public wealth is equal to public assets minus public debts.

Figure 1: Value of wealth (% of National Income)

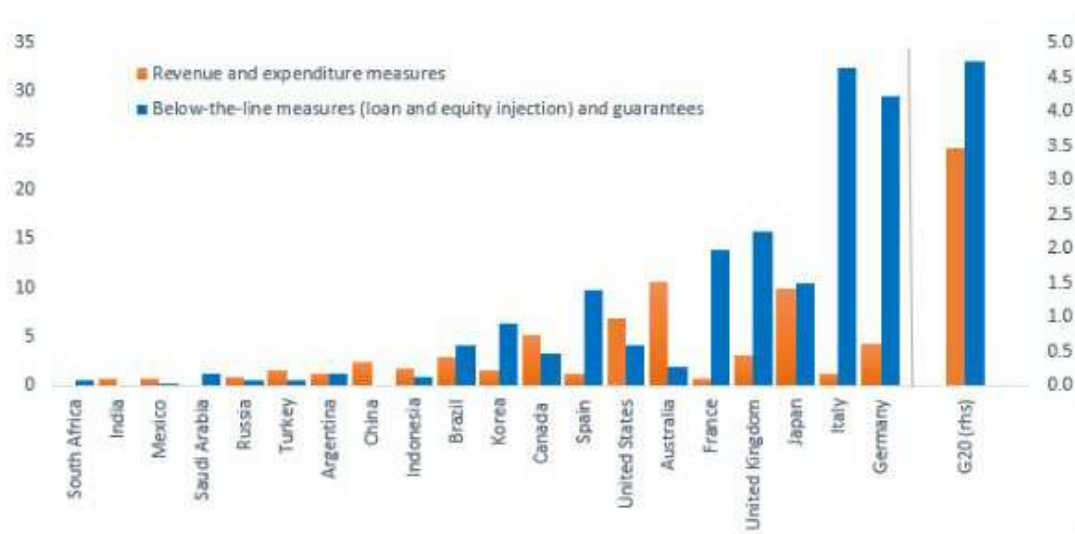
Previous studies:

Monetary policy and the stock market: previous empirical evidence:

With the aid of a VAR structure that involves monthly share returns, production expansion, inflation, and federal fund prices, he concluded that the monetary policy shock, which has a greater effect on smaller capitalization stocks as calculated by orthogonalized developments from federal funds, correlates to the assumptions that monetary policy affects the credit access of businesses.

The findings of the stimulus reaction study suggest that a continuing favourable currency shock is momentarily having a positive impact on real market values. Patelis (1997) investigates whether it is appropriate to relate part of the reported excess predictability of US stock returns to monetary policy adjustments.

(Announced fiscal measures in G20 economies, % of GDP)



Sources: National authorities; and IMF staff estimates as of April 8, 2020.

Note: G20 = Group of twenty. G20 aggregates are calculated using PPP-adjusted GDP weights

Figure 2: Revenue and Expenditures Measures

As rate rises are only made at significant intervals, they are a rather discontinuous monetarist tool and are generated by a state-owned agency that is meant to assess the economy's financial and credit needs. Financial analysts clarify why changes to the discount rate will impact stock returns. Independent policy shifts, for example, impact market forecasting and spending in resources. Increases in the discount will also influence perceptions of corporate performance. The policy position on monetary relations is a stupid binary variable which means discount rate adjustments. The results also demonstrate an asymmetry between consumer environments and stock revenues: business conditions can only predict future stock returns in cycles of extension of monetary policy. In OECD countries over the 1956/1995 era, findings are usually higher than in restricted environments, under vast US and local monetary conditions.

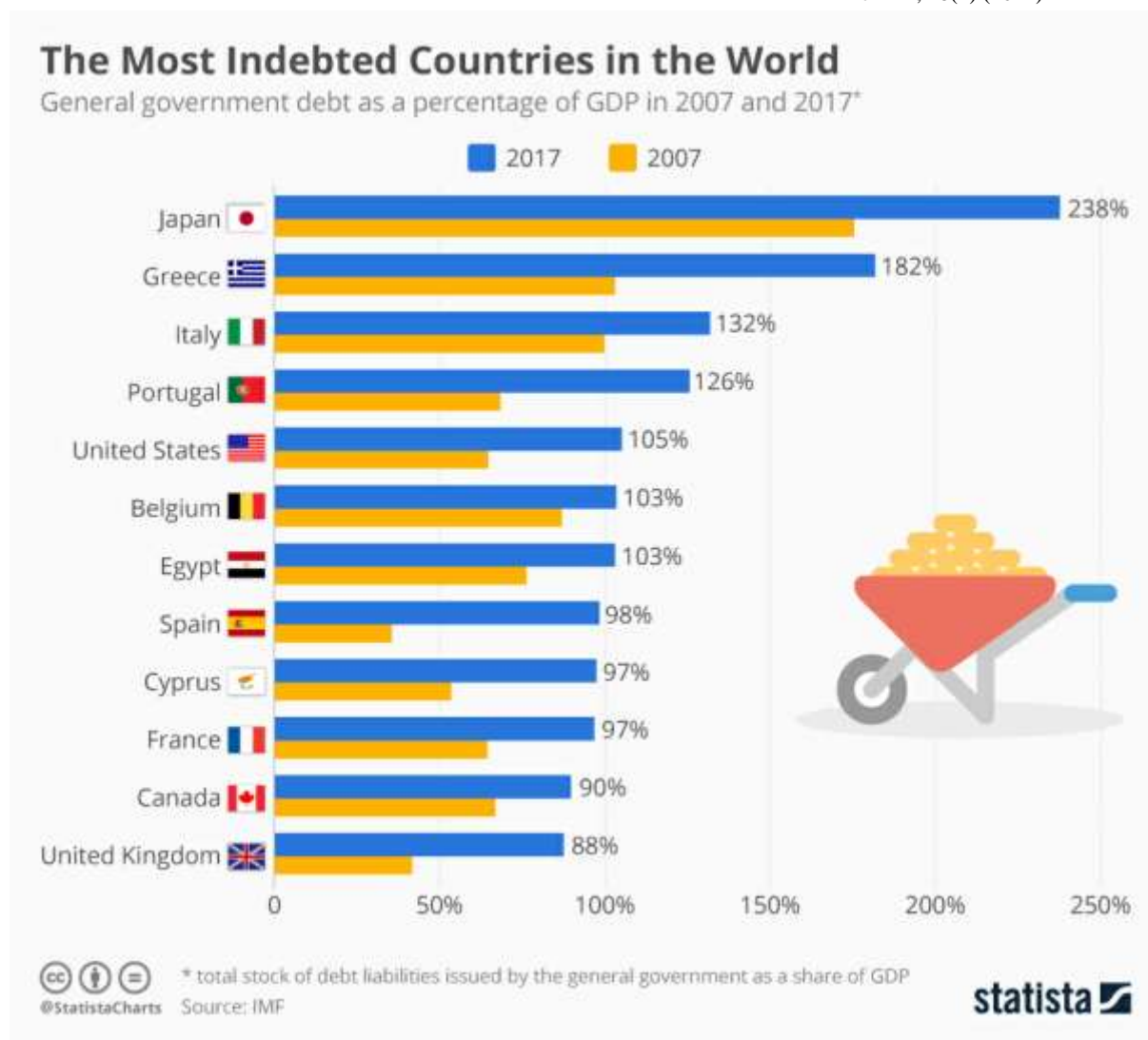


Figure 3: Showing Stock of debt liabilities issued as a share of GDP

Does One Size Fit All?

In 1992, only if its inflation did not exceed one-half percentage points above that of the three most effective Member States and their appointed long-term interest rate was not higher than two percentage points than the three most effective Member States, the Treaty of Maastricht allowed a Member States to enter the euro area with a view to preserving sufficient monetary integration between the Member States. Moreover, these guidelines were augmented by new regulations that, considering the risks associated with fiscal instability in monetary policy, annual budget deficits should not exceed 3% of GDP and public debt should not accrue to more than 60% of GDP. Inflation rates in European countries ranged by 10 percentage points or more in the early 1990s, from high to poor. Inflation rates had fallen from peak to poor by 1999, to 2-4%. While not all countries fulfilled their fiscal conditions exclusively, by 1997, 11 countries had met the Maastricht criterion for the establishment of the European Monetary Union in 1999. Greece was backward and, in accordance with the conditions, was only substituted by fiscal union in 2001. It was a shocking factor in the first few years of monetary union that inflation differences among Member States were relative high after inflation differences decreased before the euro began. Inflation in the euro area, for example, ranged from 1.5% in Germany in 2000 to 5.6% in Ireland. Although inflation instability across the U.S. regions has been somewhat similar over the past five years (or so) to that between euro

area countries across every defined era, inflation variations across Europe have proved to be more stable, leading to significant average fluctuations at relative price levels. Adjustments in real bilateral currencies inside the currency union can only occur now by inflation inequalities, as nominal currencies are defined.

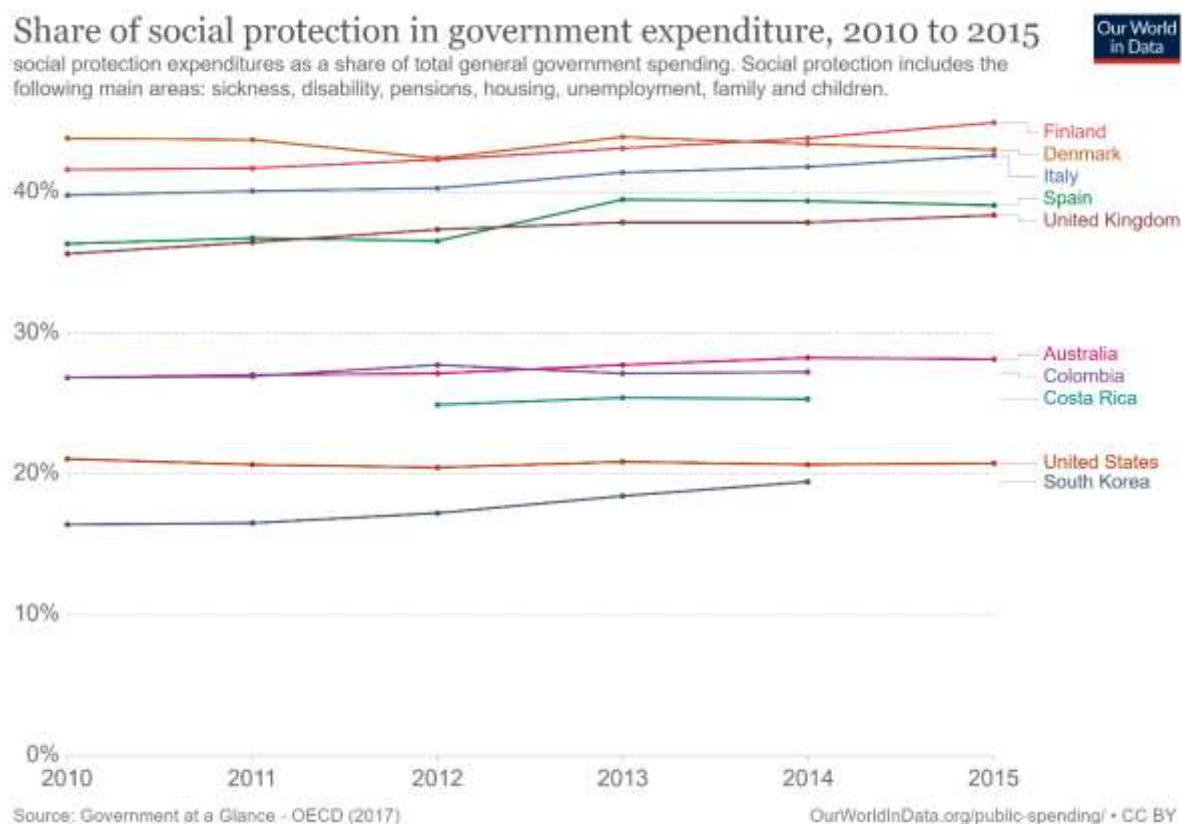


Figure 4: Share of social protection in government expenditure 2010 to 2015

Discussion and research problem:

The countries of the eurozone differ in a range of ways, including per capita output, demographics, industrial specialization, structural policies on factor and capital market. These differences suggest that productivity rates for eurozone countries vary in proportion to the extent to which they are exposed to global shocks, especially in the industrial sector. For example, they might differ when they are exposed or exposed to changes in oil or other commodities prices to imports of textiles and electronics from Asian producers. Heterogeneity at economic starting points, trends and the degree to which shocks affect countries can lead to a fair proportion of observed inflationary differentials being attributable to balancing forces. New forms of macroeconomic inequality have not only emerged from the euro. For several reasons, the euro was also a source of macroeconomic divergence. Firstly, joining the euro was far more systemic shock than joining "Central" countries, such as Germany and France, for "peripheral" Member States such as Greece, Ireland, Portugal and Spain.

As a result of the lack of budgetary surplus or balance during the boom, some nations, especially France and Germany, have since 2001 exceeded the GDP annual deficit ceiling by 3% due to countercyclical fiscal expansion. The original Peace and Development Deal ended in November 2003, when, following the European Union's Finance and Economics Council's refusal to consider the European Commission recommendation that France and Germany

should undergo increased monitoring under the Excessive Deficit Mechanism. Further, the depoliticization of fiscal stability policy, in the event of large asymmetric shocks, would also create room for predictable fiscal actions. Temporary wage tax concessions, for example, will boost the rebound of the crisis, generating a true depreciation by cutting national labor costs. A delegation of this type of fiscal intervention to an independent advisory panel minimizes the risk that such power may be used for elections. Two other elements of fiscal management are mentioned in the European Monetary Union. First of all, the lack of stability in domestic fiscal policy will help to reduce the overall fiscal impact in a sub-optimal way. Secondly, in a euro region there is no regional budgetary mechanism that ensures that asymmetric shocks cannot be addressed by cross-border fiscal safety. The euro area has these two characteristics clearly distinguished from the USA. However, the current level of structural integration in the euro area does not mean an increased budgetary coordination or a federal fiscal framework, such as the US, is part of the strategy horizon.

Of note, the destabilizing aspects of European Monetary Integration do not mean that monetary union has led in the Member States to the net rise in macroeconomic instability. The EMB effectively anchored the eurozone's medium-term inflation expectations at around 2 percent annually. It could have been more costly, at least in certain nations, to preserve peace outside the euro framework. Moreover, even though asymmetric shocks were an obstacle to progress, aggregate monetary stability may be improved to the point that monetary policy was greater in reaction to the principal frequent shocks confronting countries than was the ECB's uncoordinated monetary policy. Otherwise, in at least some of its member countries Europe will have almost definitely generated disruptive uncertainty about the traditional tension between exchange rate stabilization and market stability in the domestic currencies. In the absence of monetary stabilization, the currency volatility has certainly become much larger owing to the size and pace of existing currency markets and the tendency to overdo monetary markets. These issues are especially important for the smaller Member States, in light of the role of exchange rate in determining the currency environment for highly open economies.

Finally, the effect of monetary union is to assess the short-term macro-economic consequences of the Member States, just in one case. In particular, the issue is if a common currency might have a gap in a vast regional region and how the present differences in the industry can be resolved by expanding across a large area against the single currency, i.e. the dollar. Although there is a common currency in the broader domestic market, it is necessary not to disregard the main benefits of the American economy, regardless of each exchange rate in the separate areas of the United States. The euro's greatest commitment was likewise to promote mutual integration in the Member States. If such convergence results in productivity, growing output volumes constantly, the costs of a plausible rise in cyclic fluctuations would be squandered (or even increase the speed of growth over the long term). In addition, where there is a greater degree of economic integration over time a similar monetary policy is more desirable for all Member States. In reality, while monetary integration can generate factors which increase asymmetries across countries, the available empirical evidence shows the net

impact of cyclical change across countries.

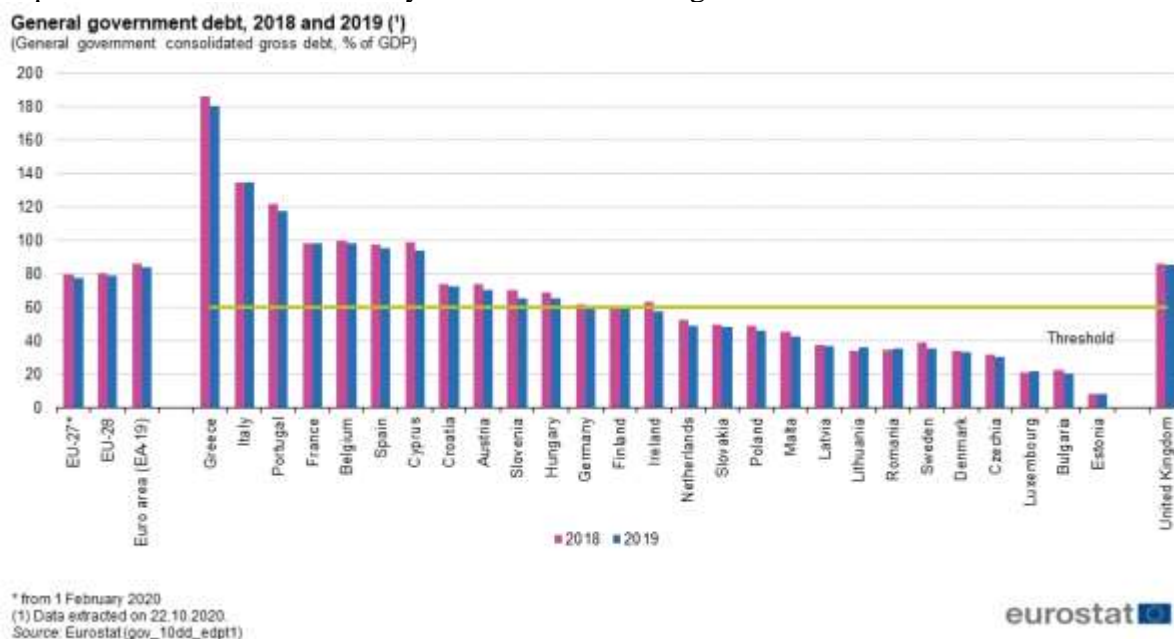


Figure 5: Government Consolidated Gross debt, % of GDP

Conclusion:

One of the main priorities is that, in order to facilitate the accomplishment of its primary price stability goal, the European Central Bank must have sound government fiscal positions. Another priority was that the joint monetary policy with a national fiscal policy might be an effective mechanism for governments to curb demand uncertainty. The record in the 1990s of secure budgetary positions in government looked encouraging. In the pre-euro period of the 1990s, national fiscal deficits usually rose in the 1990s. However, the 1990's witnessed a relatively better fiscal condition in most developing economies. The Maastricht Treaty is also open to dialogue as to how successful it is in pushing monetary policy.

The Stability and Development Agreement was established in 1998 with the goal of continuing to reduce annual budget deficits and accumulated debt in order to ensure that fiscal discipline progress will begin as soon as the euro is introduced. The Stability and Growth Pact created deficits of extreme economic downturn, a decrease of at least 2 percent in real GDP, maybe more than 0.75 percent depending on supporting facts, but declines of this magnitude are highly rare. According to the Agreement, if a Member State is deemed to have a 'excessive shortfall,' it is required to make corrections, promising to levy financial penalties for failing to adhere. Although the failure of the Peace and Prosperity Agreement to reduce rising deficits in France and Germany has been thoroughly discussed, the data indicate that it has been advantageous for smaller Member States to provide an external fiscal restraint anchor. The Peace and Prosperity Pact does not, however, bypass national institutional mechanisms that can provide medium-term fiscal stability. The main cause of cyclical divergence between countries has historically been the destabilization of national fiscal policies. The evidence indicates that monetary policy in the Member States was more countercyclical in the 1990s. The figures below offer an illustration of policies for the EU market.

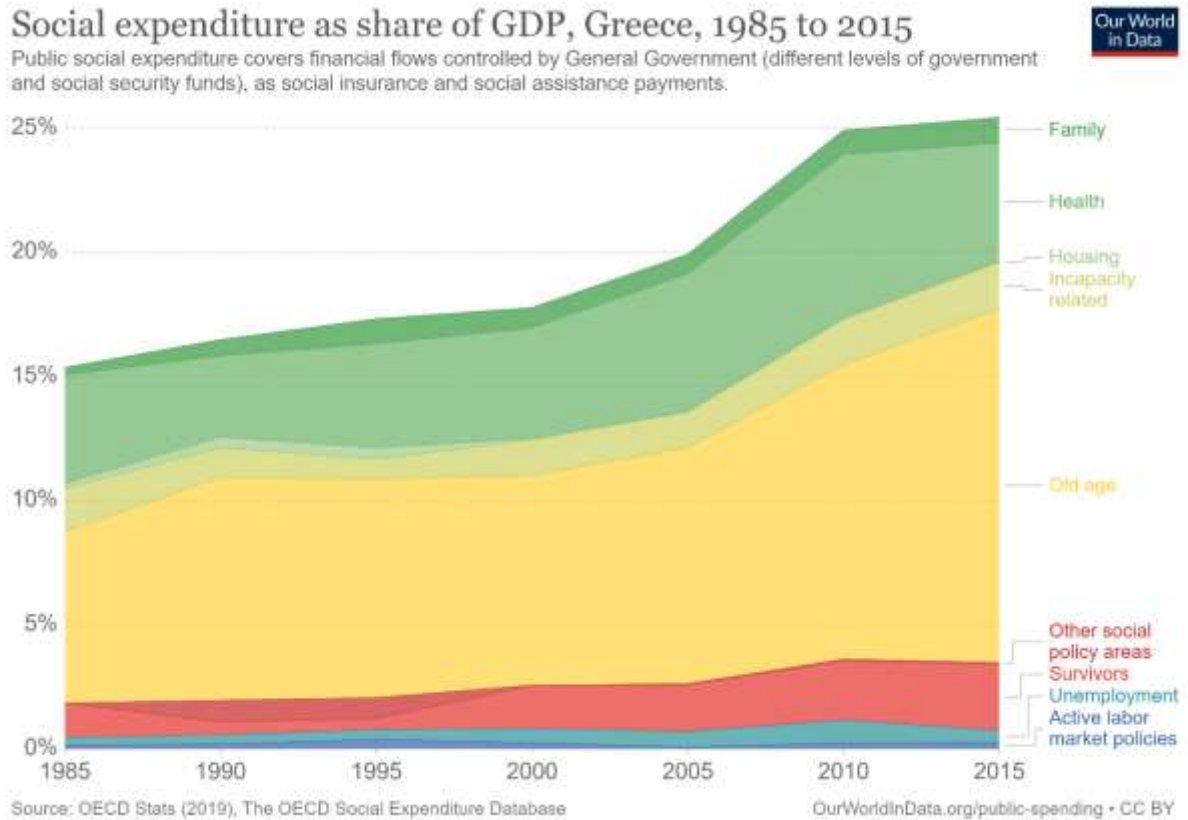


Figure 6: Social Expenditure and financial assistance for investment assurance in Greece

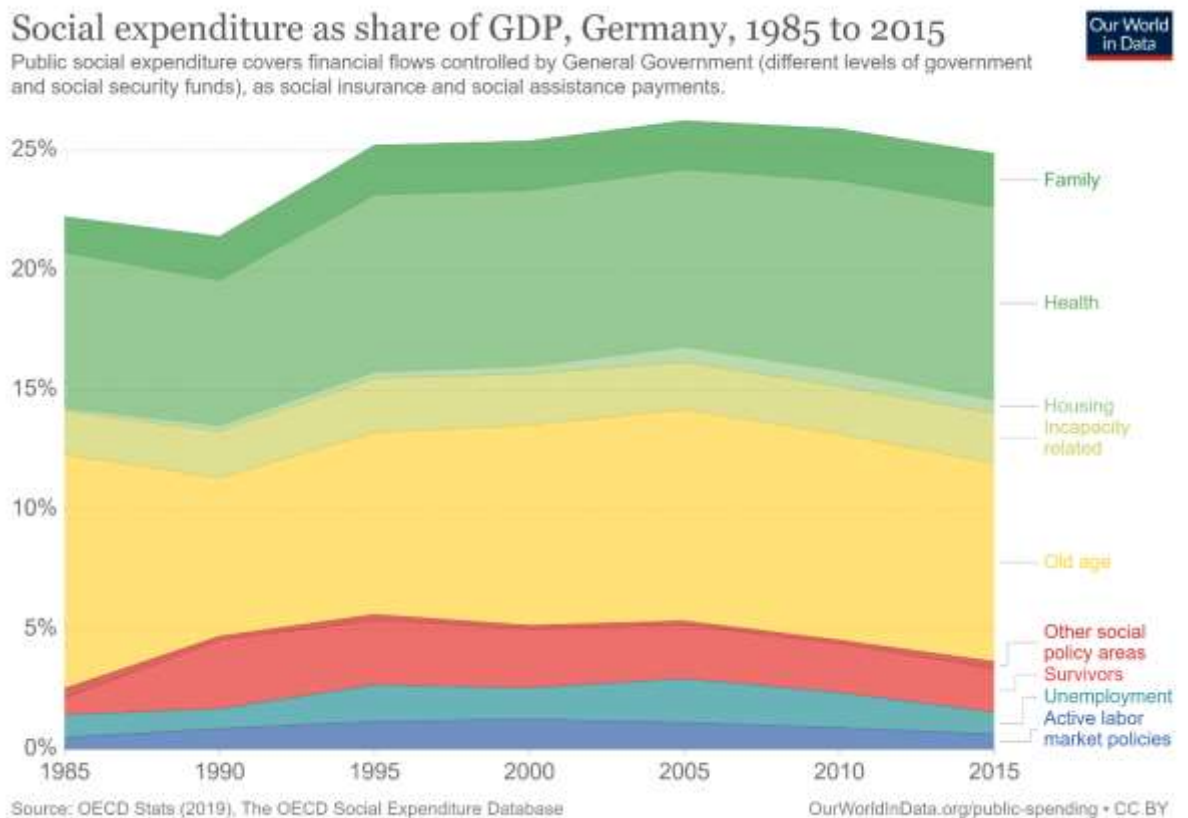


Figure 7: Social Expenditure and financial assistance for investment assurance in Germany

In active economic years, the task of anti-cyclical fiscal policy is constantly to create excesses or decrease more leverage, which in essence allows it necessary to boost deficits in downturns temporarily. In fact, in response to the 2001 financial crisis, monetary policy around the euro area was loosened countercyclically. As a result of this fiscal expan, the stability and development deal was threatened, as during the prosperous 1999-2000 financial year Europe had been unable to deliver surpluses; at that point all Member States had, with the exception of Finland, a pro-cyclical expansionary fiscal policy of reasonable economic growth. A further factor in this era was a reduction in the interest rate on entry into the euro area which triggered a fiscal recession for some Member States through a drastic reduction in debt maintenance costs. This cheaper rates also translate to higher interest-free expenditure.



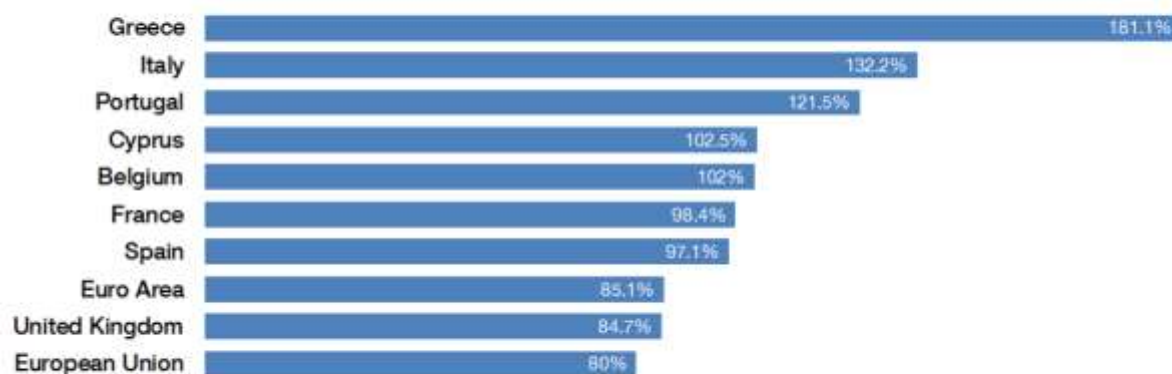
Figure 7: Public Social Spending as a share of GDP

As a consequence of the lack of fiscal surplus or balance over the upswing, some nations, particularly France and Germany, violate the 3% annual deficit limit since 2001 due to countercyclical fiscal expansion. The original Deal on Peace and Stability was reached in November 2003 after the refusal to approve a European Commission recommendation by the Finance and Economics Council of the Europe of France and Germany under an enlarged supervision under the 'excessive deficit process.' Furthermore, depoliticizing fiscal stability strategies will have space for predictable fiscal behaviour, in the case of significant asymmetrical shocks. For example, temporary payroll tax decreases will increase the rebound from the crisis and manipulate a real depreciation by reductions in domestic labor costs. By delegating this form of financial intervention to an independent consultative body, the risk of such an authority being utilized for electoral purposes is minimized. Two other elements of economic strategy are protected by the European Monetary Union. The lack of consistency in the national fiscal strategy will contribute first and foremost to a sub-optimal overall

budgetary response to a macroeconomic shock. Secondly, there is no regional eurozone budgeting mechanism that guarantees that asymmetrical shock resolving is not subject to cross-border fiscal protection. These two characteristics separate the euro zone from the United States. However, the predominant level of structural integration in the euro area suggests that increased budgetary coordination or regional fiscal infrastructure, such as the US, will not be included within the strategic horizon.

These EU countries have the most government debt

Debt-to-GDP ratio, fourth quarter of 2018



Source: Eurostat

Figure 8: Debt-to GDP Ratio in EU Countries

After the recession, public spending in Europe has reduced substantively, even though trends around countries remain heterogeneous. This has culminated in calling for stimulating fiscal spending in a low-cost government borrowing climate, slow economic performance and low-level monetary policy. Economic theory indicates that a rise in public spending has beneficial impacts on demand and may add to the potential production of the economy by rising public capital stocks. Although public capital's analytical literature usually has a positive performance influence, estimations differ greatly based on time span, region, capital measures, and the process of estimation. Likewise, public capital efficiency can differ and decrease over time. In terms of their efficiency, financing, relative costs and advantages of the financing alternatives, any growth in public spending needs to be analysed. The paper's empirical study, which estimates the national VAR models of twelve economies of the EU in the years 1960-2013, indicates that an improvement in public capital has a relatively positive production effect. Recursive figures indicate no noticeable growth in public capital output after the recession, which might have been anticipated if spending decreases were focused at less profitable ventures. The findings of the simulation show that optimistic spills exist over a longer horizon. Finally, there is no clear proof that public spending has a massive impact on private investment. The study refers to the reality that public and private resources are complementary.

Another significant consequence is that shifts in monetary policy impact all contemporary and prospective inventory returns across a spectrum of returns. Consequently, our monetary policy interest rate indicator includes valuable details that could be used to estimate projected returns on stocks. In particular, the restrictive monetary policy status in most sample countries lowers projected stock returns. Thus, it may be fairly expected that investors would need greater returns over these times to participate in the equity market. Our findings show

that equity market investors should be mindful that countries with varying monetary conditions provide a foreign diversification potential for their portfolios.

References:

- Baltagi BH, Kao C (2000) Nonstationary panels, cointegration in panels and dynamic panels: A survey. Manuscript Bruno M, Easterly W (1998) Inflation crises and long-run growth. *Journal of Monetary Economics* 41: 3–26
- Buck AJ, Fitzroy F (1988) Inflation and productivity growth in the Federal Republic of Germany. *Journal of Post Keynesian Economics* 10: 428–444
- Cameron N, Hum D, Simpson W (1996) Stylized facts and stylized illusions: Inflation and productivity revised. *Canadian Journal of Economics* 29: 152–162
- Fisher S (1993) The role of macroeconomic factors in growth. *Journal of Monetary Economics* 32: 485–512 Freeman DG, Yerger D (1998) Inflation and multifactor productivity growth in Germany: A response to Smyth. *Applied Economics Letters* 5: 271–274
- Gylfason T (1997) Exports, inflation and growth. IMF Working Paper WP/97/119
- Hondroyannis G, Papapetrou E (1998) Temporal causality and the inflation-productivity relationship: Evidence from eight low inflation OECD countries. *International Review of Economics and Finance* 7: 117–135
- Hole, Y., & Snehal, P. & Bhaskar, M. (2019). Porter's five forces model: gives you a competitive advantage. *Journal of Advanced Research in Dynamical and Control System*, 11 (4), 1436-1448.
- Im SK, Pesaran HM, Shin Y (1997) Testing for unit roots in heterogeneous panel, Department of Applied Economics, University of Cambridge Jaret P, GJ Selody I (1982) The productivity – inflation nexus in Canada. *Review of Economics and Statistics* LXIV: 361–367
- Johansen S, Juselius K (1990) Maximum likelihood estimation and inference in cointegration - with application to the demand for money. *Oxford Bulletin of Economics and Statistics* 52: 169–210
- Johansen S (1988) Statistical analysis of cointegration vectors. *Journal of Economics Dynamic and Control* 12: 231–254 Productivity growth and inflation in Europe 149
- Jones DJ, Joulfaian D (1991) Federal government expenditures and revenues in the early years of the American Republic: Evidence from 1792 to 1860. *Journal of Macroeconomics* (Winter): 133–155
- Maddala GS, Wu S (1999) A comparative study of unit root tests with panel data and a new simple test. *Oxford Bulletin of Economics and Statistics* 61: 631–652
- Pedroni P (1997) Panel cointegration: Asymptotic and finite sample properties of pooled time series tests with an application to the PPP hypothesis. New results, Department of Economics, Indiana University, Manuscript
- Pedroni P (1999) Critical values for cointegration tests in heterogeneous panels with multiple regressors. *Oxford Bulletin of Economics and Statistics* (Special Issue): 653–670

Pedroni P (2000) Fully modified OLS for heterogeneous cointegrated panels. In: *Non-Stationary Panels, Panel Cointegration and Dynamic Panels*, vol. 15. Elsevier Science Inc., Amsterdam, pp. 93–130

Phillips PCB, Hansen BE (1990) Statistical inference in individual variables regression with I(1) process. *Review of Economic Studies* 57: 99–125

Sbordone A, Kuttner K (1994) Does Inflation Reduce Productivity?. *Economic Perspectives* 18: 2–14

Selody J (1990) The goal of price stability: A review of the issues. Technical Report 54, Bank of Canada, Ottawa

Smyth DJ (1995) Inflation and total factor productivity in Germany. *Weltwirtschaftliches Archiv* 131: 413–415

Tsionas EG (2000) Inflation and productivity: Empirical Evidence from Europe. *Review of International Economics* 14 (3): 371–390